


CD300M Dri-Prime® Pumps

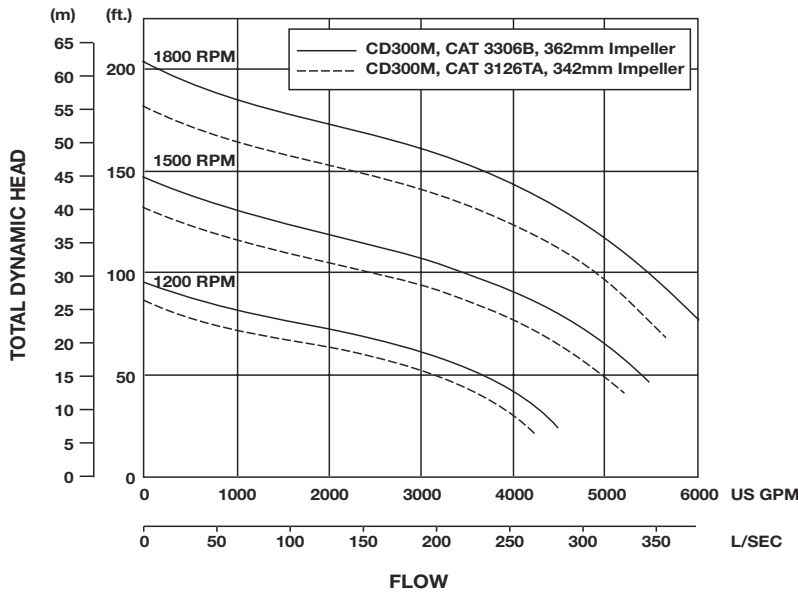


The Godwin CD300M Dri-Prime pump is a 12 inch (300mm) centrifugal trash pump perfect for your biggest jobs. Offering flows to 6,000 gallons per minute (380 liters per second), discharge heads to 200 feet (60M), and solids handling to 3-3/4" (95mm) in diameter, the CD300M moves large volumes of water and provides automatic self-priming to 28 feet (8.5M). For intermittent flows, the double high pressure mechanical seal means the CD300M can run dry indefinitely without damage. And the underslung discharge flange makes pump connections easy and efficient. When your job calls for both high volume and high head, the Godwin CD300M is the pump that does it all.

Features

- Direct drive automatic priming 12" (300mm) high volume centrifugal pump with vacuum priming compressor mounted to a diesel engine. Also available in electric drive or as bare shaft pumpend.
- Extensive application flexibility — handles raw sewage, sludges and liquids with solids up to 3-3/4" (95mm) in diameter.
- Continuously operated "Godwin" air ejector priming device requiring no form of periodic adjustment or control.
- Compact design — Pump is direct coupled to engine flywheel for increased reliability.
- Underslung side discharge for easy pipe connection.
- Double, high pressure mechanical seal with high abrasion resistant silicon carbide interfaces. Oil bath immersion for dry running.
- Skid base incorporating integral overnight running fuel tank.
- Simple maintenance — normally limited to checking engine oil, compressor oil and seal lubrication.
- Standard Caterpillar C-9, Caterpillar 3126B or John Deere 6081AF engine. Also available with a variety of other engines including Cummins and Deutz.
- Balanced unit with centralized lifting bracket for easy handling.

CD300M Dri-Prime® Performance Curve Specifications



Performance Tables

CD300M with Caterpillar C-9 Diesel Engine, 275 hp (205 kw) @ 1800 rpm
Impeller Diameter: 14-1/4 inches (362 mm)

Total Suction Head — Feet	Total Delivery Head — Feet			
	40	80	120	160
10	6000	5810	4870	3010
15	5480	5250	4700	3000
20	4850	4780	4500	2900
25	4300	4100	3800	2800

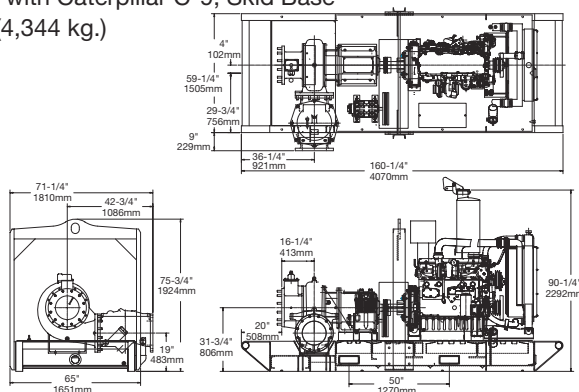
CD300M with Caterpillar 3126B Diesel Engine, 205 hp (153 kw) @ 1800 rpm
Impeller Diameter: 13-1/2 inches (342 mm)

Total Suction Head — Feet	Total Delivery Head — Feet			
	40	80	120	150
10	6000	5400	4180	2390
15	5180	4850	4050	2380
20	4550	4450	3950	2370
25	4050	3800	3400	2360

Performance data listed in table and curves are based on water tests at sea level and 68° F (20° C). Larger diameter pipes may be required for maximum flows.

Dimensions

CD300M — shown with Caterpillar C-9, Skid Base
 Weight: 9,600 lbs. (4,344 kg.)



- Maximum Operating Speed:** 1800 rpm
- Maximum Operating Temperature:** +212° F (100° C)
- Maximum Working Pressure:** 87 psi (6.0 BAR)
- Maximum Suction Pressure:** 88 psi (6.1 BAR)
- Maximum Casing Pressure:** 130 psi (9.0 BAR)
- Fuel Tank Capacity:** 250 gallons (946 litres)
- Fuel Consumption (full load & max. speed):**
 CAT C-9: 13.4 gph (50.7 lph) @ 1800 rpm
 CAT 3126B: 10.1 gph (38.1 lph) @ 1800 rpm
 JD 6081AF: 10.6 gph (40.1 lph) @ 1800 rpm
- Pipe Connections:** 12 inch (300mm) ASA 150#
- Solids Handling:** 3-3/4" (95mm) diameter

Materials

- Pump Casing, Suction Cover, and Separation Tank:** Close Grained Cast Iron
- Impeller:** Nitride Hardened Cast Chromium Steel
- Front Wearplate:** 25% Chromium Iron
- Rear Wearplate:** Nitride Hardened Cast Iron
- Pump Shaft:** 1-1/2% Nickel/Chromium Steel
- Non Return Valve Body Ejector Housing:** Close Grained Cast Iron
- Non Return Valve Flapper:** High Nitrile Rubber
- Mechanical Seal Faces:** Solid Silicon Carbide



Aquatech has two facets to help you with your site specific needs.

For all your Rental and Sales needs call

Aquatech Pump and Power
 Phone: 905-907-7852
 Fax: 905-907-1701

For full "turn-key" contracting solutions call

Aquatech Dewatering Company
 Phone: 905-907-1700
 Fax: 905-907-1701

Email us: info@aquatd.com
 69 Connie Crescent/Concord, ON L4K 1L3
www.aquatd.ca

Dri-Prime® and the color orange for pumps are registered trademarks of Godwin Pumps of America, Inc. Specifications and illustrations are subject to revision without notice. © Copyright 2003-2005 Godwin Pumps of America, Inc. All rights reserved.